


Steel grade

Material No. / Werkstoff-Nr.	PREMIUM 1.2162
Description	21MnCr5
AISI/SAE	1.2162
Search for alternatives in the ABRAMS STEEL GUIDE®	www.steel-guide.eu/alternatives/1.2162

Specifications



Precision flat steel with machining allowance [PFS/BA]
L: 1.000 mm



€co-Präz® [€co]
L: 500 mm



Round steel [RS]
black
L: 500 mm
L: 1.000 mm

Chemical composition AISI/SAE 1.2162 (reference value %)

C	Si	Mn	P	S	Cr
0,18 - 0,24	0,15 - 0,35	1,1 - 1,4	0 - 0,03	0 - 0,03	1,0 - 1,3

Physical properties

Hardness (delivery condition)	max. 217 HB, annealed						
Tensile strength R_m (as received condition)	approx. 720 N/mm ²						
Working hardness	max. 60 HRC (surface hardness)						
Thermal expansion coefficient $10^{-6}m/(m \cdot K)$	20 - 100°C	20 - 200°C	20 - 300°C	20 - 400°C	20 - 500°C	20 - 600°C	20 - 700°C
	12,2	12,9	13,5	13,9	14,2	14,5	14,8
Thermal conductivity $W/(m \cdot K)$	20°C	350°C	700°C				
	39,5	36,5	33,5				

Technical properties

Cold work steel and plastic mould steel. High surface hardness with high core toughness. Excellent machinability, good cold hobbing and polishing properties. The even component strength is a result of the combination of hardened surface and high core toughness.

Applications

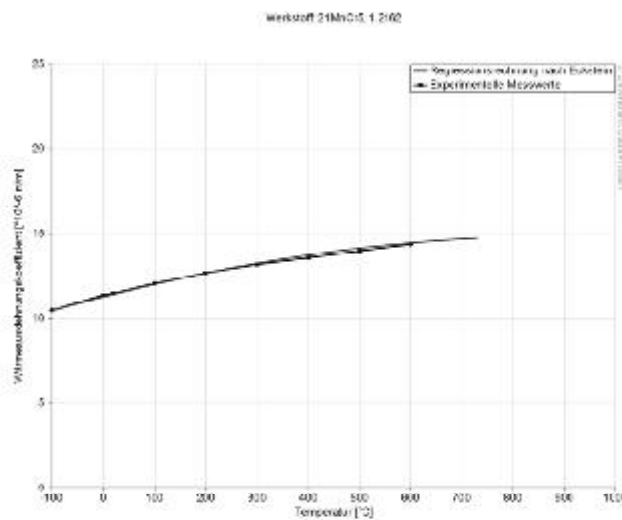
Machine construction, jig construction, plant engineering, apparatus engineering, plastic processing, plastic moulds, synthetic resin mould tools, base plates, bending bars, guide columns, gear parts, joint parts, shafts, gears, rods, bevel gears, crown wheels, piston pins, camshafts, bolts, pins, cardan joints.



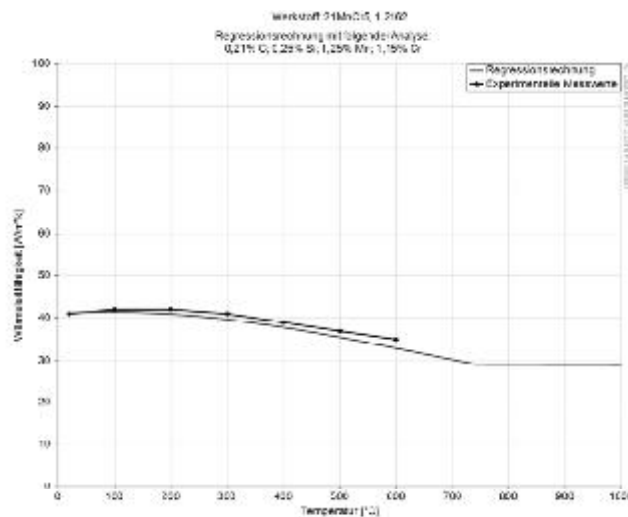
Heat treatment

Soft annealing	Temperature		Cooling		Hardness	
	670 - 710°C		Furnace		max. 217 HB	
Stress relief annealing	Temperature		Cooling			
	600 - 650°C		Furnace			
Tempering	Case harden	Intermediate annealing	Hardening	Cooling	Surface hardness after quenching	
	870 - 900°C	620 - 650°C	810 - 840°C	Oil, hot basin (180 - 220°C)	62 HRC	
	100°C	200°C	300°C	400°C	500°C	600°C
	61 HRC	60 HRC	57 HRC	54 HRC	50 HRC	48 HRC

Thermal expansion coefficient diagram



Thermal conductivity diagram



ABRAMS PREMIUM STEEL

is a registered trademark of
 Abrams Engineering Services GmbH & Co. KG
 Hannoversche Str. 38 · 49084 Osnabrück / Germany
 Managing Director: Dipl.-Wi.-Ing. Dr. Juergen Abrams

Amtsgericht Osnabrück / Germany, HRA 6865
 VAT-No.: DE 221940667
 General Partner: Abrams Engineering Verwaltungs GmbH
 Amtsgericht Osnabrück / Germany, HRB 20019

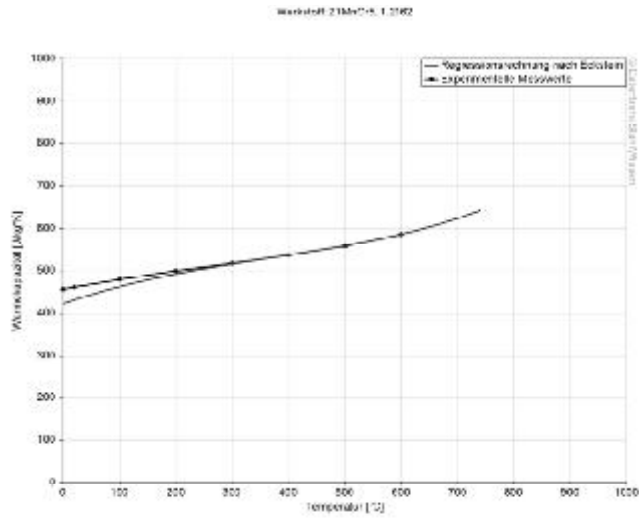
T: +49 (0) 5 41/3 57 39-0
 F: +49 (0) 5 41/3 57 39-39

sales@premium-steel.eu
 www.premium-steel.eu
 www.shop.premium-steel.eu
 www.steel-guide.eu

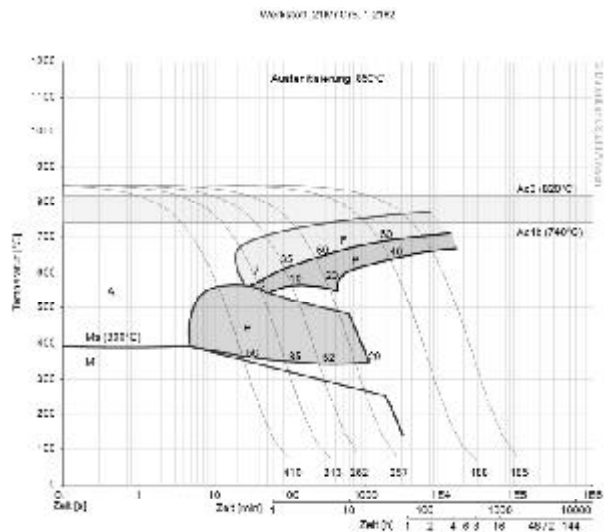
www.premium-steel.eu/news



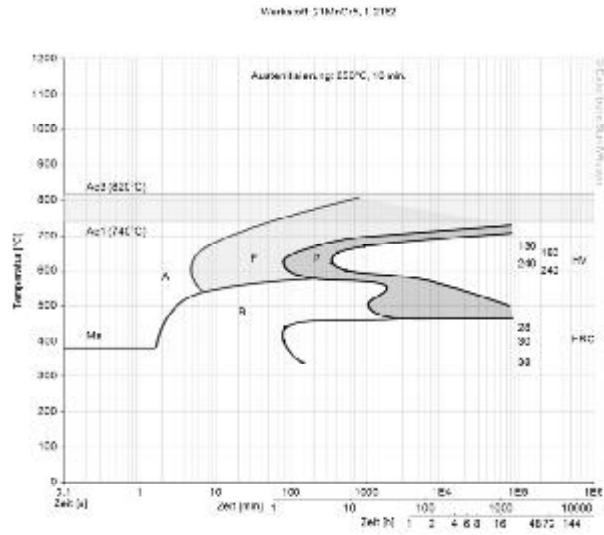
Thermal capacity diagram



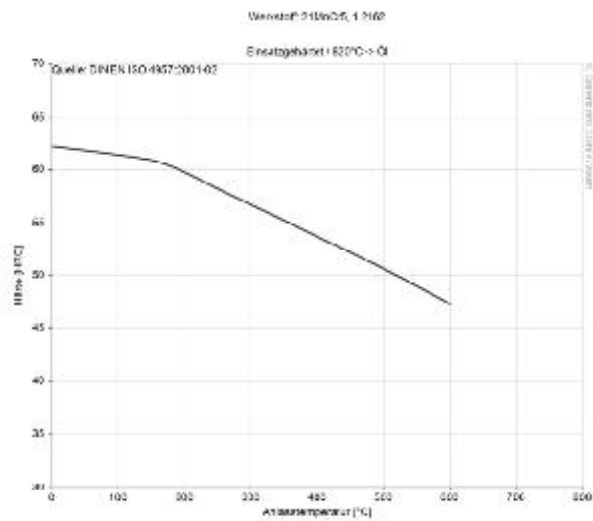
Continuous ZTU-diagram



Isothermal ZTU-diagram



Tempering diagram



The data shown here is to be used only as an indication of the statistics, thus we accept no liability.
Diagrams are taken from Datenbank StahlWissen Dr. Sommer Werkstofftechnik
Issued: 2012

